

TEST REPORT

The Intertek logo consists of the word "Intertek" in white, sans-serif font, centered within a dark blue rounded rectangle.

REPORT NUMBER: 1012459087COQ-001
ORIGINAL ISSUE DATE: February 12, 2016

EVALUATION CENTER
Intertek Testing Services NA Ltd.
1500 Brigantine Drive
Coquitlam, B.C. V3K 7C1

RENDERED TO

Monoglass Inc.
922 – 1200 West 73rd Avenue
Vancouver, BC V6P 6G5

PRODUCT EVALUATED: Monoglass[®] Sonoglass Spray-Applied Acoustic
Insulation
EVALUATION PROPERTY: Surface Burning Characteristics

**Report of Monoglass[®] Sonoglass Spray-Applied Acoustic
Insulation for compliance with the applicable requirements of
the following criteria: CAN/ULC S102-10, *Standard Method of
Test for Surface Burning Characteristics of Building Materials
and Assemblies***

This report is for the exclusive use of Intertek's Client and is provided pursuant to the agreement between Intertek and its Client. Intertek's responsibility and liability are limited to the terms and conditions of the agreement. Intertek assumes no liability to any party, other than to the Client in accordance with the agreement, for any loss, expense or damage occasioned by the use of this report. Only the Client is authorized to copy or distribute this report and then only in its entirety. Any use of the Intertek name or one of its marks for the sale or advertisement of the tested material, product or service must first be approved in writing by Intertek. The observations and test results in this report are relevant only to the sample tested. This report by itself does not imply that the material, product, or service is or has ever been under an Intertek certification program.

1 Table of Contents

	PAGE
1 Table of Contents	2
2 Introduction	3
3 Test Samples	3
3.1 SAMPLE SELECTION	3
3.2 SAMPLE AND ASSEMBLY DESCRIPTION	3
4 Testing and Evaluation Methods.....	4
4.1 TEST STANDARD.....	4
5 Testing and Evaluation Results	5
5.1 RESULTS AND OBSERVATIONS.....	5
6 Conclusion	6
APPENDIX A – Data Sheets	6 Pages
REVISION SUMMARY	

2 Introduction

Intertek Testing Services NA Ltd. (Intertek) has conducted testing for Monoglass Inc. to evaluate the surface burning characteristics of Monoglass® Sonoglass Spray-Applied Acoustic Insulation. Testing was conducted in accordance with the standard methods of CAN/ULC S102-10, *Standard Method of Test for Surface Burning Characteristics of Building Materials and Assemblies*.

This evaluation began February 12, 2016 and was completed the same day.

3 Test Samples

3.1. SAMPLE SELECTION

Samples were submitted to Intertek directly from the client and were not independently selected for testing. The sample panels were received at the Evaluation Center on February 11, 2016.

3.2. SAMPLE AND ASSEMBLY DESCRIPTION

Upon receipt of the samples at the Intertek Coquitlam laboratory they were placed in a conditioning room where they remained in an atmosphere of $23 \pm 3^{\circ}\text{C}$ ($73.4 \pm 5^{\circ}\text{F}$) and $50 \pm 5\%$ relative humidity.

The sample panels consisted of a Hardiboard substrate with nominal 3 in. thick spray-applied fiberglass insulation applied to one side.

For each test run, four 5 ft. and one 4 ft long by 24 in. wide panels were placed end to end on the upper ledge of the flame spread tunnel to form the required 24 ft. sample length. The fiberglass face was oriented towards the flame. A layer of 6 mm reinforced cement board was placed over top of the samples, the tunnel lid was lowered into place, and the samples were then tested in accordance with CAN/ULC S102-10.

4 Testing and Evaluation Methods

4.1. TEST STANDARD

The results of the tests are expressed by indexes, which compare the characteristics of the sample under tests relative to that of select grade red oak flooring and inorganic-cement board.

(A) Flame Spread Index:

This index relates to the rate of progression of a flame along a sample in the 25 foot tunnel. A natural gas flame is applied to the front of the sample at the start of the test and drawn along the sample by a draft kept constant for the duration of the test. An observer notes the progression of the flame front relative to time.

The test apparatus is calibrated such that the flame front for red oak flooring passes out the end of the tunnel in five minutes, thirty seconds (plus or minus 15 seconds).

(B) Smoke Developed:

A photocell is used to measure the amount of light, which is obscured by the smoke passing down the tunnel duct. When the smoke from a burning sample obscures the light beam, the output from the photocell decreases. This decrease with time is recorded and compared to the results obtained for red oak, which is defined to be 100.

5 Testing and Evaluation Results

5.1. RESULTS AND OBSERVATIONS

(A) Flame Spread

The resultant flame spread indexes are as follows:
(Index rounded to nearest 5)

Nominal 3 in. Thick Monoglass® Sonoglass Spray-Applied Acoustic Insulation	Flame Spread	Flame Spread Index
Run 1	0	0
Run 2	0	
Run 3	0	

(B) Smoke Developed

The areas beneath the smoke developed curve and the related classifications are as follows:
(Classification rounded to nearest 5)

Nominal 1 in. Thick Monoglass® Sonoglass Spray-Applied Acoustic Insulation	Smoke Developed	Smoke Developed Classification
Run 1	5	5
Run 2	9	
Run 3	3	

(C) Observations

There was no visible ignition noted on any of the test runs.

6 Conclusion


The samples of Monoglass® Sonoglass Spray-Applied Acoustic Insulation, submitted by Monoglass Inc., exhibited the following flame spread characteristics when tested in accordance CAN/ULC S102-10, *Standard Method of Test for Surface Burning Characteristics of Building Materials and Assemblies*.

A series of three test runs of each material was conducted to conform to the requirements of the National Building Code of Canada.

Sample Material	Flame Spread Index	Smoke Developed Classification
Nominal 3 in. Thick Monoglass® Sonoglass Spray-Applied Acoustic Insulation	0	5

The conclusions of this test report may not be used as part of the requirements for Intertek product certification. Authority to Mark must be issued for a product to become certified.

INTERTEK TESTING SERVICES NA LTD.

Tested and
Reported by: 
Greg Philp
Technician – Building Products Testing

Reviewed by: 
Riccardo DeSantis
Manager – Building Products

APPENDIX A

DATA SHEETS

CAN/ULC S102-10 DATA SHEETS

Run 1

Standard: ULC S102

Page 1 of 2

Client: Monoglass Inc
Date: 02 12 2016
Project Number: 102459087
Test Number: 1
Operator: Greg Philp

Specimen ID: 3 in. thick Sonoglass Spray Applied Acoustic Insulation applied to 1/2" Cement Board

TEST RESULTS

FLAMESPREAD INDEX: 0

SMOKE DEVELOPED INDEX: 5

SPECIMEN DATA . . .

Time to Ignition (sec): 0
Time to Max FS (sec): 0
Maximum FS (mm): 0.0
Time to 527 C (sec): Never Reached
Time to End of Tunnel (sec): Never Reached
Max Temperature (C): 274
Time to Max Temperature (sec): 599
Total Fuel Burned (cubic feet): 47.00

FS*Time Area (M*min): 0.0
Smoke Area (%A*min): 9.5
Unrounded FSI: 0.0
Unrounded SDI: 5.5

CALIBRATION DATA . . .

Time to Ignition of Last Red Oak (Sec): 39.0
Red Oak Smoke Area (%A*min): 173.4

Tested By: 

Reviewed By: 

CAN/ULC S102-10 DATA SHEETS

Run 1

Page 2 of 2

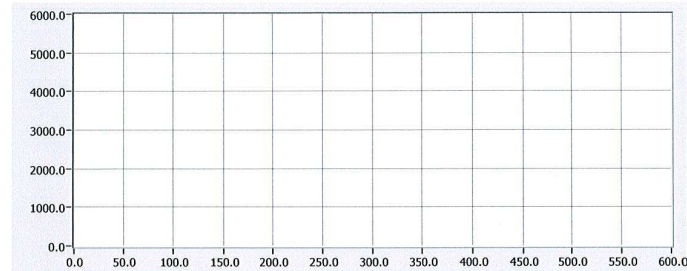
Client: Monoglass Inc

Specimen ID: 3 in. thick Sonoglass Spray Applied

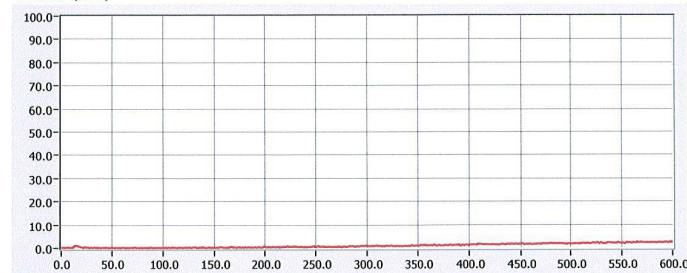
Test No.: 1

Standard: ULC S102

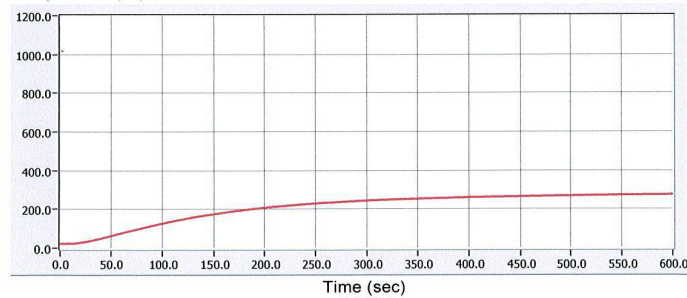
FLAME SPREAD (MM)



Smoke (%A)



Temperature (°C)



Time (sec)

600

Tested By:

Reviewed By:

CAN/ULC S102-10 DATA SHEETS
Run 2

Standard: ULC S102

Page 1 of 2

Client: Monoglass Inc

Date: 02 12 2016

Project Number: 102459087

Test Number: 2

Operator: Greg Philp

Specimen ID: 3 in. thick Sonoglass Spray Applied Acoustic Insulation applied to Cement Board

TEST RESULTS

FLAMESPREAD INDEX: 0

SMOKE DEVELOPED INDEX: 10

SPECIMEN DATA . . .

Time to Ignition (sec): 0

Time to Max FS (sec): 0

Maximum FS (mm): 0.0

Time to 527 C (sec): Never Reached

Time to End of Tunnel (sec): Never Reached

Max Temperature (C): 263

Time to Max Temperature (sec): 600

Total Fuel Burned (cubic feet): 47.00

FS*Time Area (M*min): 0.0

Smoke Area (%A*min): 15.2

Unrounded FSI: 0.0

Unrounded SDI: 8.8

CALIBRATION DATA . . .

Time to Ignition of Last Red Oak (Sec): 39.0

Red Oak Smoke Area (%A*min): 173.4

Tested By: 

Reviewed By: 

CAN/ULC S102-10 DATA SHEETS

Run 2

Page 2 of 2

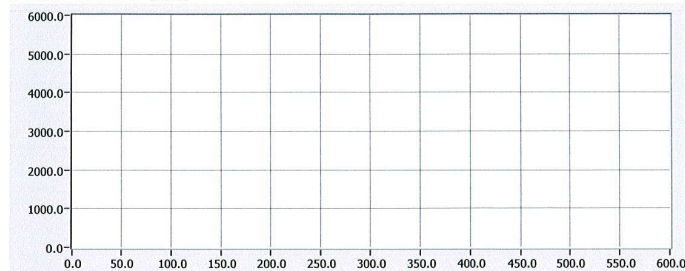
Client: Monoglass Inc

Specimen ID: 3 in. thick Sonoglass Spray Applied

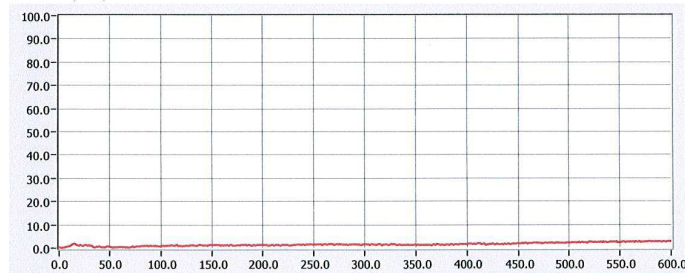
Test No.: 2

Standard: ULC S102

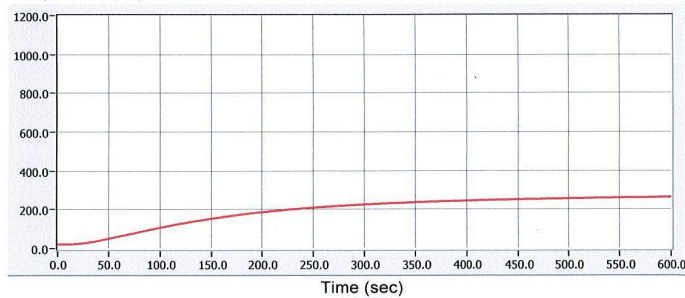
FLAME SPREAD (MM)



Smoke (%A)



Temperature (°C)



Time (sec)

600

Tested By:

Reviewed By:

CAN/ULC S102-10 DATA SHEETS
Run 3

Standard: ULC S102

Page 1 of 2

Client: Monoglass Inc
Date: 02 12 2016
Project Number: 102459087
Test Number: 3
Operator: Greg Philp

Specimen ID: 3 in. thick Sonoglass Spray Applied Acoustic Insulation applied to Cement Board

TEST RESULTS

FLAMESPREAD INDEX: 0

SMOKE DEVELOPED INDEX: 5

SPECIMEN DATA . . .

Time to Ignition (sec): 0
Time to Max FS (sec): 0
Maximum FS (mm): 0.0
Time to 527 C (sec): Never Reached
Time to End of Tunnel (sec): Never Reached
Max Temperature (C): 278
Time to Max Temperature (sec): 591
Total Fuel Burned (cubic feet): 47.00

FS*Time Area (M*min): 0.0
Smoke Area (%A*min): 5.4
Unrounded FSI: 0.0
Unrounded SDI: 3.1

CALIBRATION DATA . . .

Time to Ignition of Last Red Oak (Sec): 39.0
Red Oak Smoke Area (%A*min): 173.4

Tested By: 

Reviewed By: 

CAN/ULC S102-10 DATA SHEETS

Run 3

Page 2 of 2

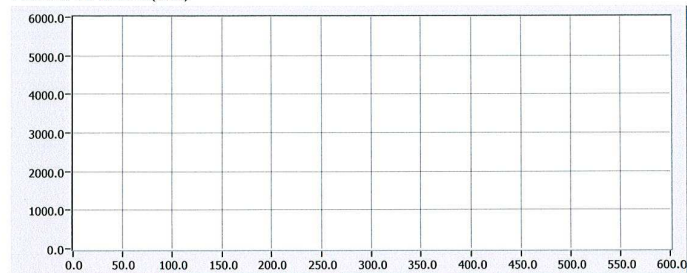
Client: Monoglass Inc

Specimen ID: 3 in. thick Sonoglass Spray Applied

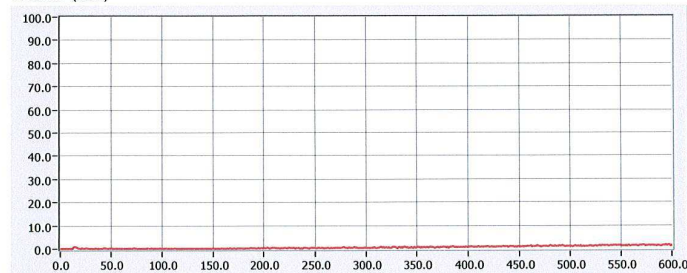
Test No.: 3

Standard: ULC S102

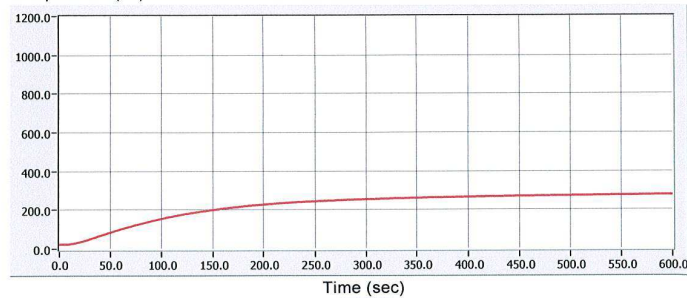
FLAME SPREAD (MM)



Smoke (%A)



Temperature (°C)



Time (sec)

600

Tested By:

Reviewed By:

REVISION SUMMARY

DATE	PAGE(S)	SUMMARY
February 12, 2016	All	Original Issue Date